



嘉彰集團
Chia Group

TWSE：嘉彰 4942

嘉彰股份有限公司 2023年度法人說明會

2023.12.15



Safe Harbor Notice

Chia Chang CO., LTD's statements of its current expectations are forward-looking statements subject to significant risks and uncertainties and actual results may differ materially from those contained in the forward-looking statements.

Except as required by law, we undertake no obligation to update any forward-looking statement, whether as a result of new information, future events, or otherwise.

議程內容

1

公司簡介



2

營運概況



3

問答交流



公司簡介



關於嘉彰

- * 實收資本：14.24億元
- * 股票代號：4942



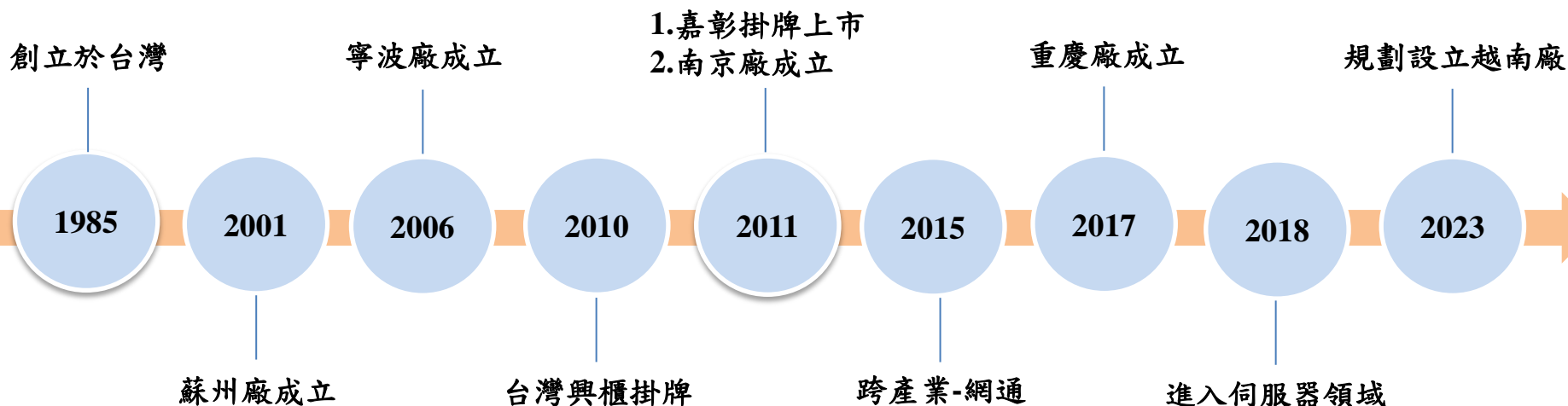
員工人數

- * 全球有2,384名員工



主要營業項目

- * 金屬沖壓/外觀處理
- * 模具設計及製造
- * 電子機構件設計及製造



營運據點



南京嘉展



重慶嘉彰



蘇州嘉科



台灣嘉彰



寧波嘉彰



越南嘉彰

產品類別



顯示器

- * NB
- * Tablet
- * Monitor
- * Automotive
- * TV



網通

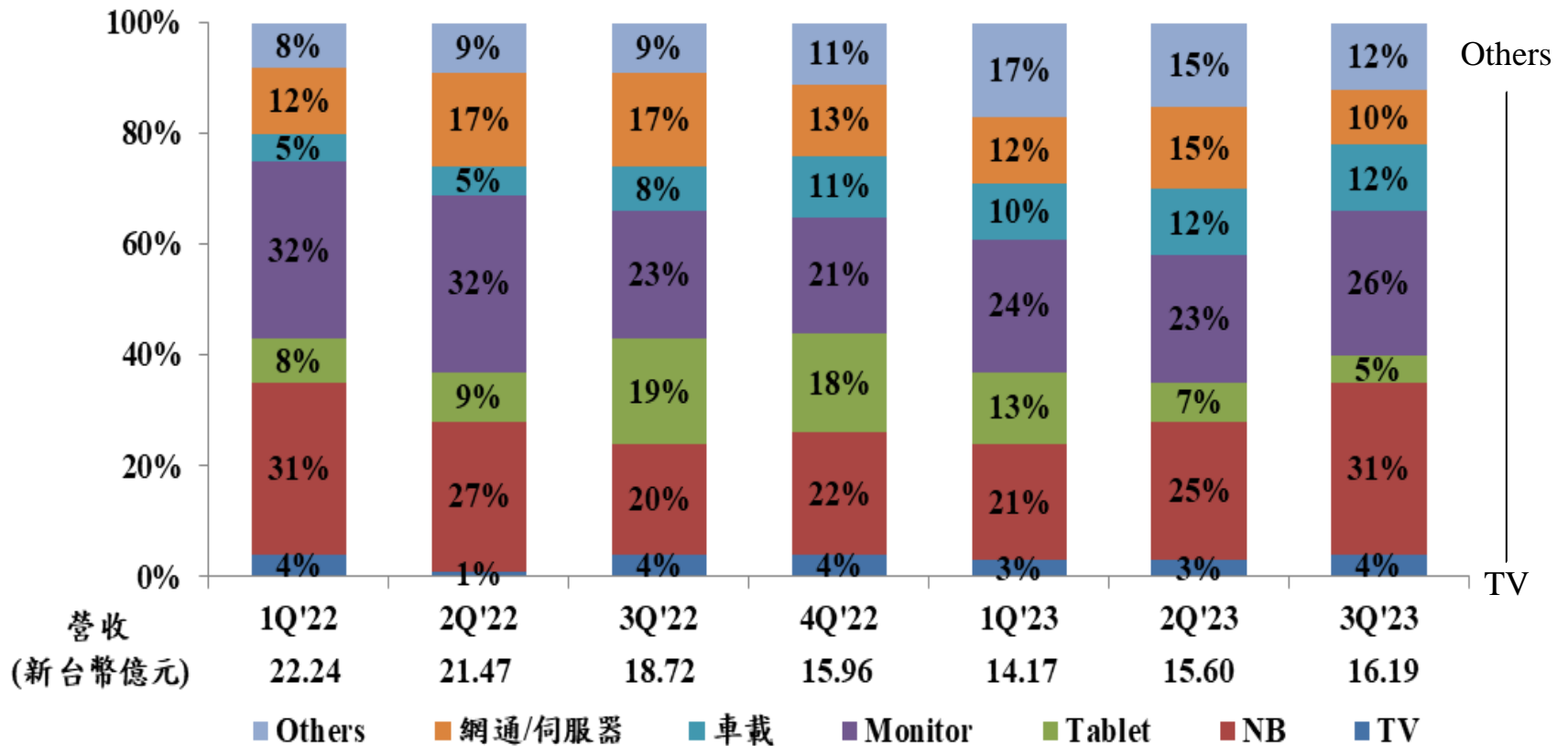
- * Switch
- * AP
- * Router
- * Server



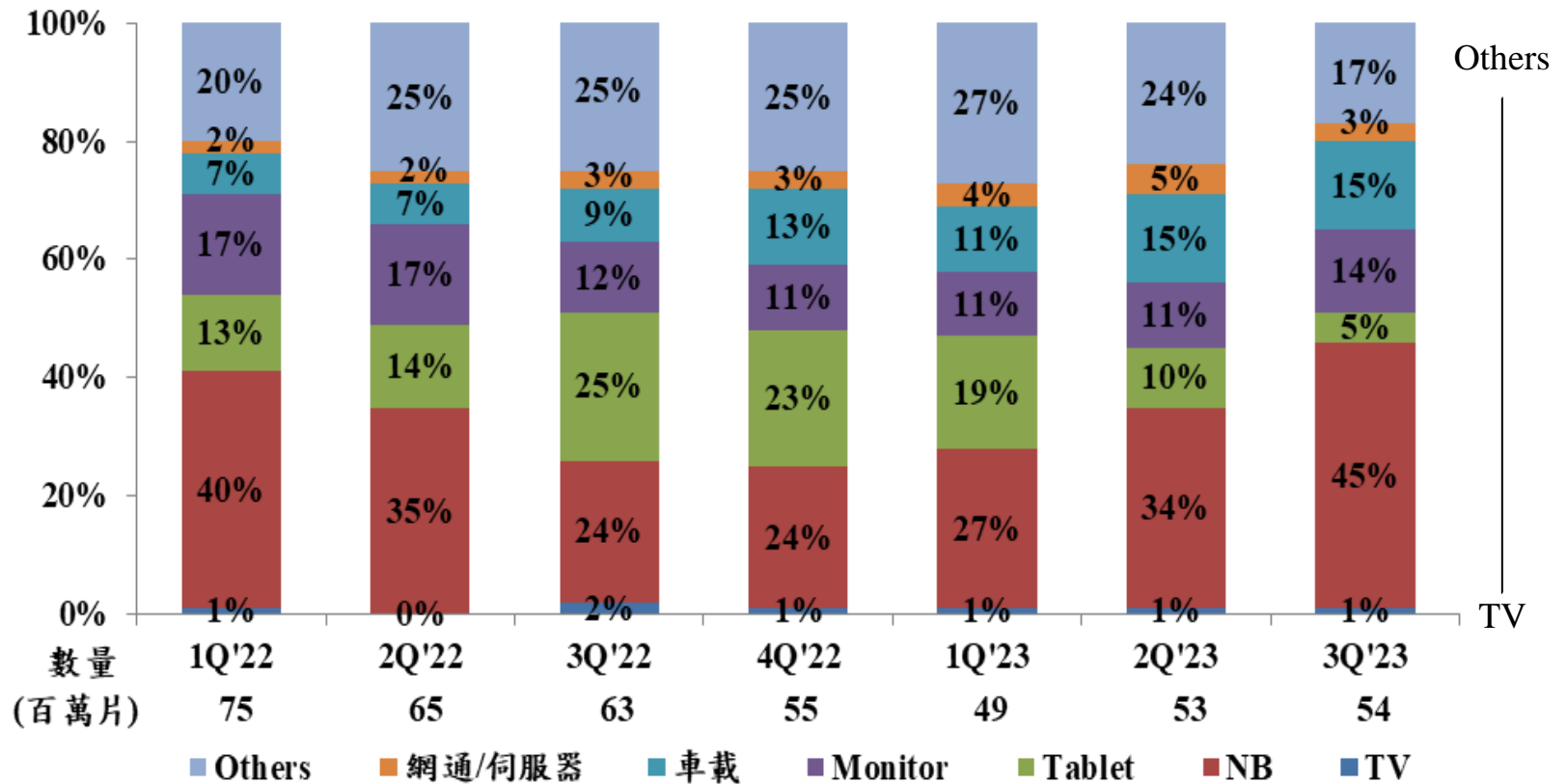
其他

- * 工控用品
- * 半導體
- * 醫療

產品銷售比重 (營收)



產品銷售比重 (數量)



資產負債表

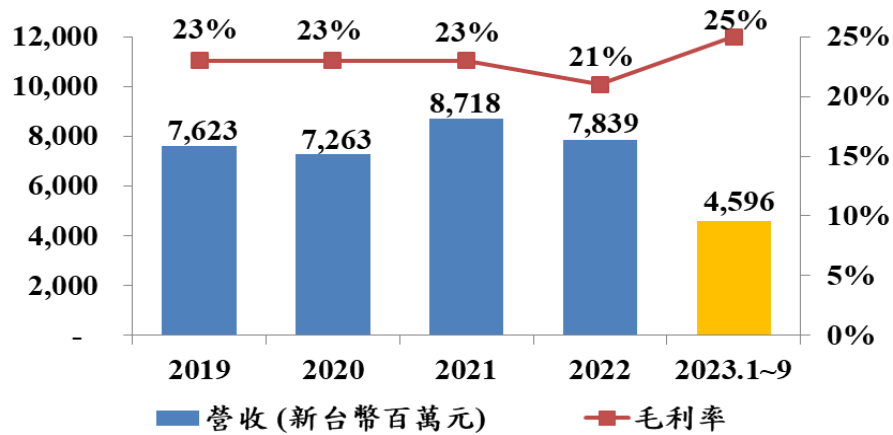
(新台幣仟元)	2023.9.30		2022.12.31		2022.9.30	
	金額	%	金額	%	金額	%
流動資產總計	7,297,824	67%	7,577,840	70%	8,009,748	72%
現金及約當現金	2,632,171	24%	2,078,231	19%	2,673,215	24%
應收票據及帳款淨額	2,828,183	26%	2,658,467	24%	3,136,710	28%
存貨淨額	399,752	4%	397,329	4%	453,959	4%
其他金融資產-流動	1,105,269	10%	2,083,673	19%	1,315,854	12%
其他流動資產小計	332,449	3%	360,140	4%	430,010	4%
非流動資產總計	3,649,173	33%	3,190,315	30%	3,055,097	28%
不動產、廠房及設備	1,388,014	13%	1,497,306	14%	1,483,778	13%
預付設備款	1,593,088	15%	1,114,360	10%	975,891	9%
其他非流動資產小計	668,071	5%	578,649	6%	595,428	6%
資產總計	10,946,997	100%	10,768,155	100%	11,064,845	100%
流動負債總計	2,018,995	18%	2,208,429	20%	2,404,816	22%
應付票據及帳款	1,268,834	12%	1,169,474	11%	1,285,465	12%
其他應付款	469,661	4%	574,705	5%	525,514	5%
其他流動負債小計	280,500	2%	464,250	4%	593,837	5%
非流動負債總計	211,636	2%	206,328	2%	219,960	2%
遞延所得稅負債	206,311	2%	201,089	2%	208,047	2%
其他非流動負債小計	5,325	0%	5,239	0%	11,913	0%
負債總計	2,230,631	20%	2,414,757	22%	2,624,776	24%
權益總計	8,716,366	80%	8,353,398	78%	8,440,069	76%
負債及權益總計	10,946,997	100%	10,768,155	100%	11,064,845	100%

損益表

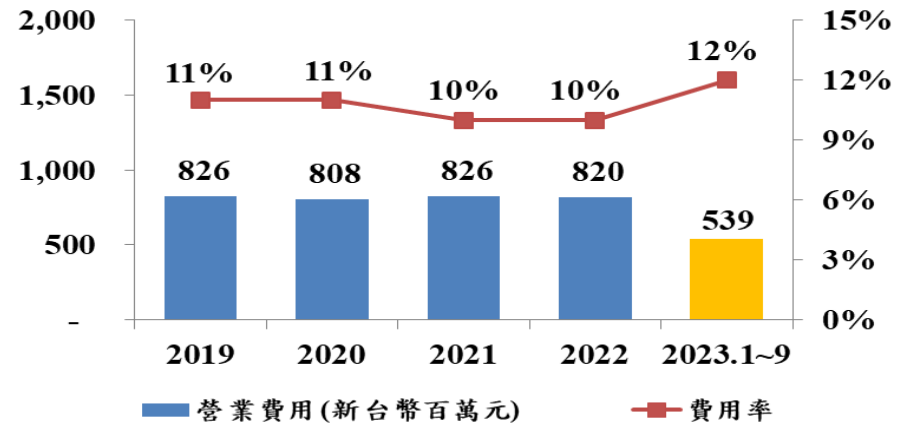
(新台幣仟元)	2023.1~9		2022.1~9		YoY %
	金額	%	金額	%	
銷貨收入	4,596,734	100%	6,243,369	100%	(26%)
銷貨成本	3,471,044	75%	4,945,591	79%	(30%)
營業毛利	1,125,690	25%	1,297,778	21%	(13%)
營業費用	538,616	12%	615,200	10%	(12%)
營業淨利	587,074	13%	682,578	11%	(14%)
營業外收入	195,259	4%	275,102	4%	(29%)
稅前淨利	782,333	17%	957,680	15%	(18%)
所得稅費用	262,088	5%	350,140	5%	(25%)
本期淨利	520,245	12%	607,540	10%	(14%)
基本每股盈餘 (元)	3.67		4.27		(14%)

財務表現

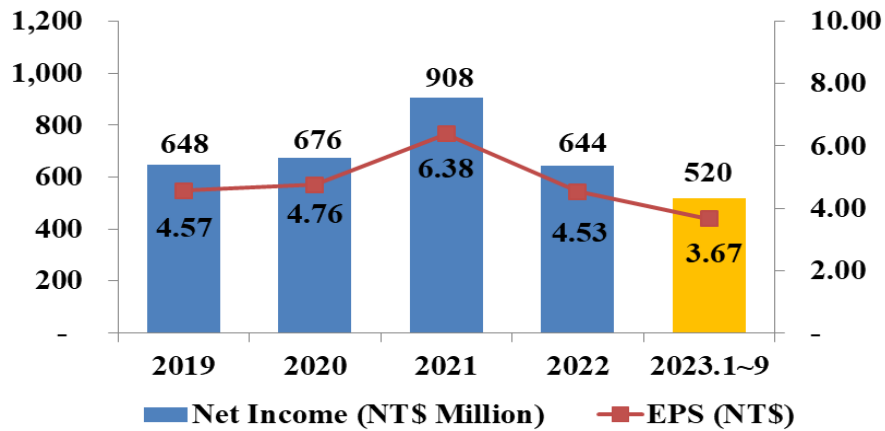
營收/毛利率



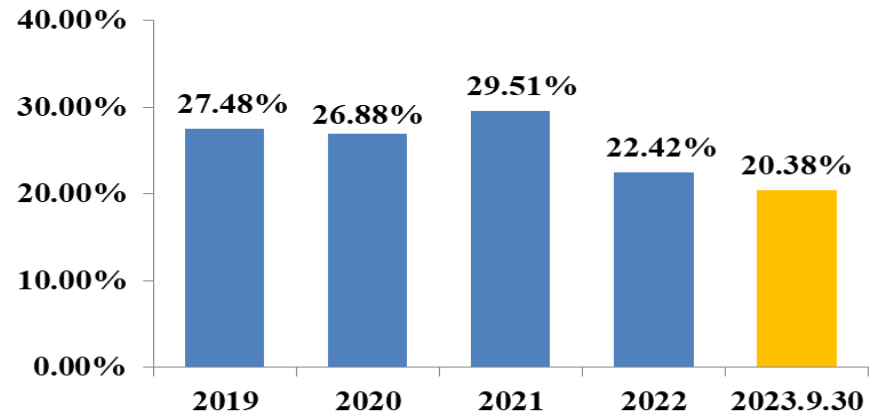
營業費用/費用率



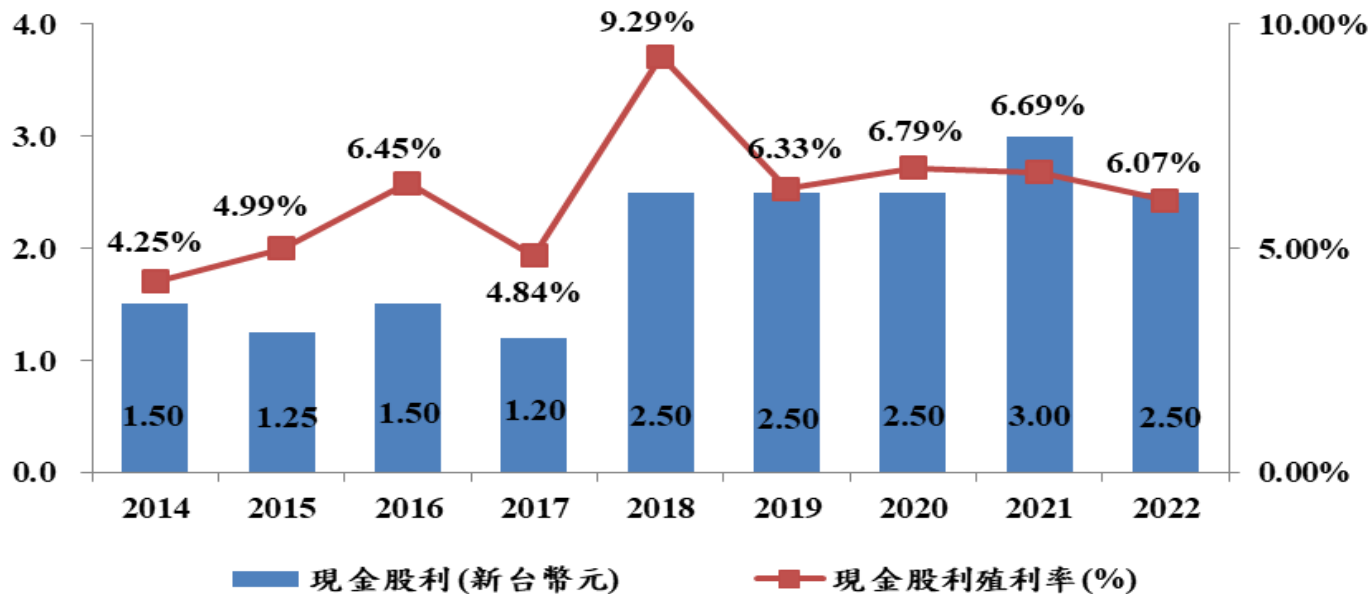
淨利/EPS



負債比



穩定的配息政策



	2014	2015	2016	2017	2018	2019	2020	2021	2022
EPS (新台幣元)	2.59	(3.49)	2.26	1.75	4.50	4.57	4.76	6.38	4.53
現金股利 (新台幣元)	1.50	1.25	1.50	1.20	2.50	2.50	2.50	3.00	2.50
配息率 (%)	58%	NA	66%	69%	56%	55%	53%	47%	55%
現金股利殖利率 (%)	4.25%	4.99%	6.45%	4.84%	9.29%	6.33%	6.79%	6.69%	6.07%

附註: 現金股利殖利率為每股現金股利除以當年度每股平均收盤價



Q & A

<http://www.chiachang.com>

ir@chiachang.com

886-3-3226968

Q 嘉彰 4942

The slide features a light blue border. In the corners, there are decorative geometric patterns made of triangles. The top-left corner has a cluster of triangles in shades of green, blue, and grey. The top-right corner has a larger, more complex arrangement of triangles in shades of blue, grey, and tan. The bottom-left corner has a cluster of triangles in shades of blue, grey, and green. The bottom-right corner has a cluster of triangles in shades of blue, green, and tan. The text "Thank you" is centered in a bold, orange, rounded font.

Thank you