

CHIA CHANG CO., LTD.

2017.8.16





Safe Harbor Notice

Chia Chang Co., Ltd's statements of its current expectations and estimates are forward-looking statements subject to significant known and unknown risks and uncertainties and actual results may differ materially from those contained or implied in the forward-looking statements. These forward-looking statements are not guarantees of future performance and therefore one should not place undue reliance on them. Except as required by law, we undertake no obligation to update any forward-looking statements, whether as a result of new information, future events, or otherwise.



Agenda

- **Company Profile**
- **Global Operations**
- **Main Products**
- **Competitive Advantages**
- **Financial Overview**
- **Q&A**



Company Profile

- Year of Establishment : 1985
- Founder : Chen, Chang-Hai
- Chairman : Sung, Kuei-Hsiu
- Capital : TWD \$ 1,424 M
- Group Employee : 3,300 employees
- Main products :
 - (1) Consumer Electronic Device Parts Designing and Manufacturing
 - (2) Tooling Designing and Manufacturing
 - (3) Stamping Products/ Surface Treatment





Global Operations



Chia Chang

Address : Taoyuan City, Taiwan

Year of Establishment : 1985

Main Products : TV 、NB 、Tablet 、Automobile



Chia Chang (Suzhou)

Address : Suzhou, China

Year of Establishment : 2001

Main Products : TV 、NB 、Tablet 、Monitor 、Automobile



Chia Chain (Suzhou)

Address : Suzhou, China

Year of Establishment : 2004

Main Products : TV 、NB Surface Treatment 、Monitor



Chia Chan (Nanjing)

Address : Nanjing, China

Year of Establishment : 2011

Main Products : NB 、Tablet 、Monitor 、Automobile



Quan Rui (Dongguan)

Address : Dongguan, China

Year of Establishment : 2007

Main Products : TV 、Tablet 、Monitor



Chia Chang (Ningbo)

Address : Ningbo, China

Year of Establishment : 2006


Main Products : NB 、Monitor 、TV 、Tablet



Main Products

TV / Monitor

NB / Tablet



External Component



Display Cover AL

Internal Component



Top Cover AL



Front Bezel 7" 14"



Bottom Case



Keyboard

▲ 內機構件



Front Bezel / 前框



Inverter Cover / 電源轉換器



Back Cover / 背板



Heat Sink / 散熱片

▲ 外機構件



Decorated Slip / 外觀飾板



External Bezel / 前框



Color Plate / 彩膜內板



Base / 底座



Insert Molding

Front Bezel



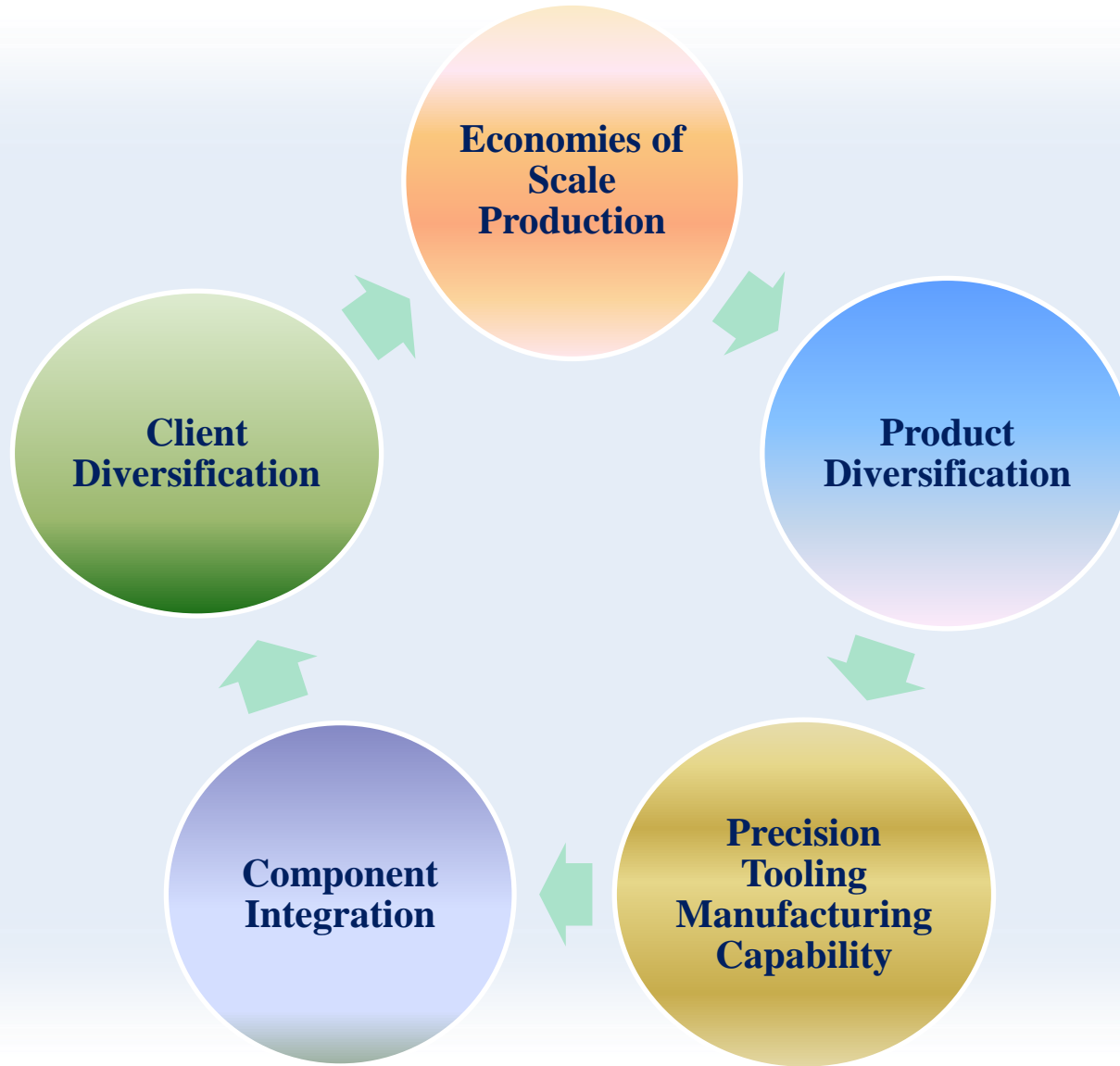


Main Products





Competitive Advantages



Statements of Comprehensive Income

(NT\$ million)

	2Q'17		1Q'17		QoQ %	2Q'16		YoY%
Net Sales	1,576	100.0%	1,431	100.0%	10.1%	1,576	100.0%	0.0%
Cost of Goods Sold	(1,249)	(79.3%)	(1,162)	(81.2%)	7.5%	(1,322)	(83.9%)	(5.5%)
Gross Margin	327	20.7%	269	18.8%	21.6%	254	16.1%	28.7%
Operating Expenses	(175)	(11.1%)	(181)	(12.6%)	(3.3%)	(186)	(11.8%)	(5.9%)
Operating Income	152	9.6%	88	6.1%	72.7%	68	4.3%	123.5%
Non-operating Income (Expenses)	(13)	(0.8%)	(11)	(0.8%)	18.2%	80	5.1%	-
Income before Tax	139	8.8%	77	5.4%	80.5%	148	9.4%	(6.1%)
Net Income	92	5.8%	47	3.3%	95.7%	118	7.5%	(22.0%)
Attribute to :								
Shareholders of the Parent Company	92		50			120		
Non-controlling Interests	0		(3)			(2)		
Net Income	92		47			118		
Basic EPS (NT\$)	0.65		0.35		85.7%	0.84		(22.6%)

Notes:

- (1) Weighted average outstanding shares were 142,368 thousand units in 2Q'17, 142,368 thousand units in 1Q'17 and 142,368 thousand units in 2Q'16
- (2) Consolidated financial statements are audited/reviewed by Deloitte



Balance Sheets

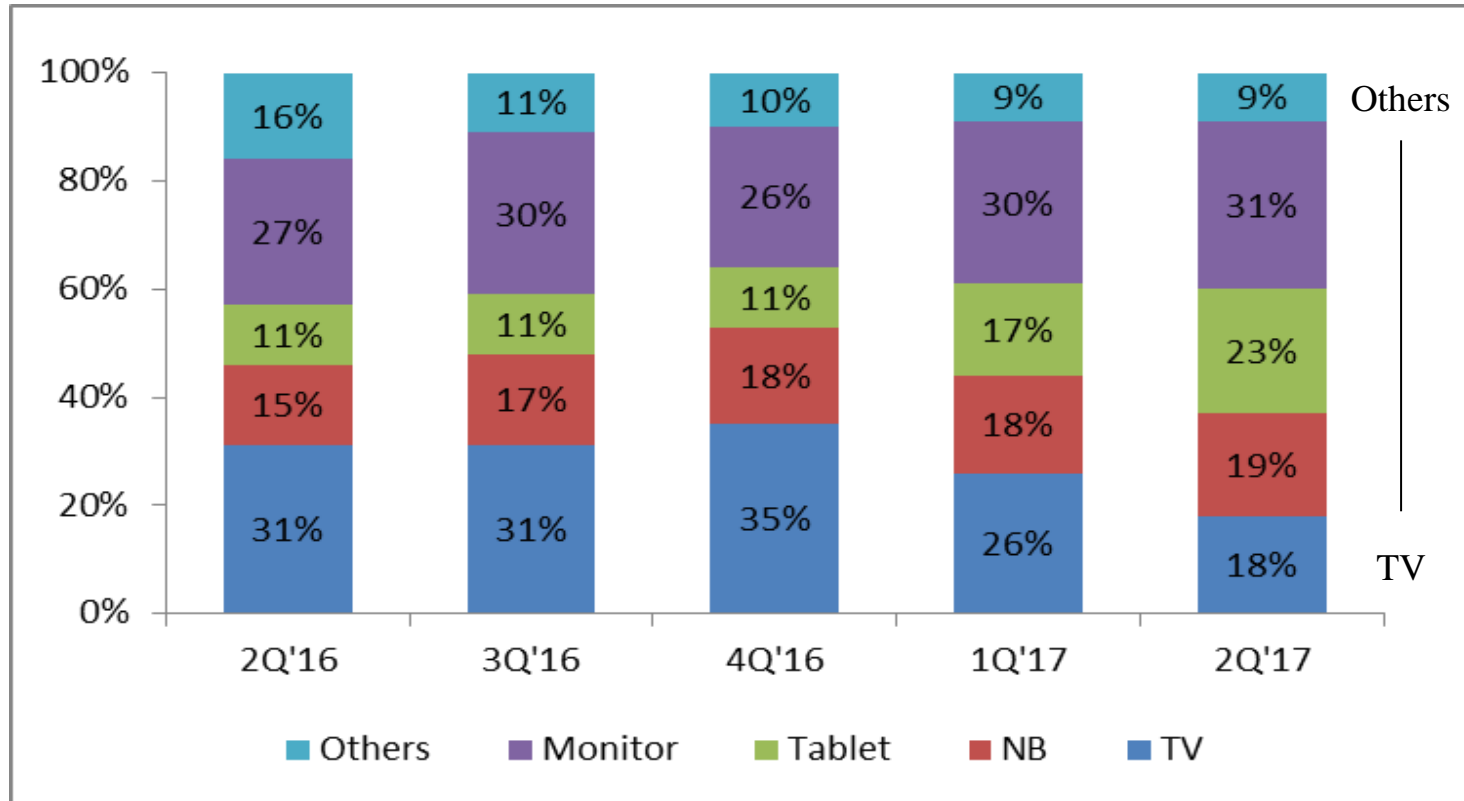
(NT\$ million)

	2017.6.30		2016.6.30	
	Amount	%	Amount	%
Cash & Cash Equivalents	1,459	16.1%	1,763	19.1%
Notes & Accounts Receivable	2,581	28.5%	2,650	28.7%
Other Non-current Financial Assets	2,048	22.6%	1,533	16.6%
Total Current Assets	6,943	76.8%	6,668	72.1%
Net PP&E	1,606	17.8%	1,977	21.4%
Total Assets	9,043	100.0%	9,244	100.0%
Current Liabilities	2,313	25.6%	2,166	23.4%
Non-current Liabilities	275	3.0%	152	1.6%
Total Liabilities	2,588	28.6%	2,318	25.1%
Total Shareholders' Equity	6,455	71.4%	6,926	74.9%

Notes:

(1) Consolidated financial statements are audited/reviewed by Deloitte

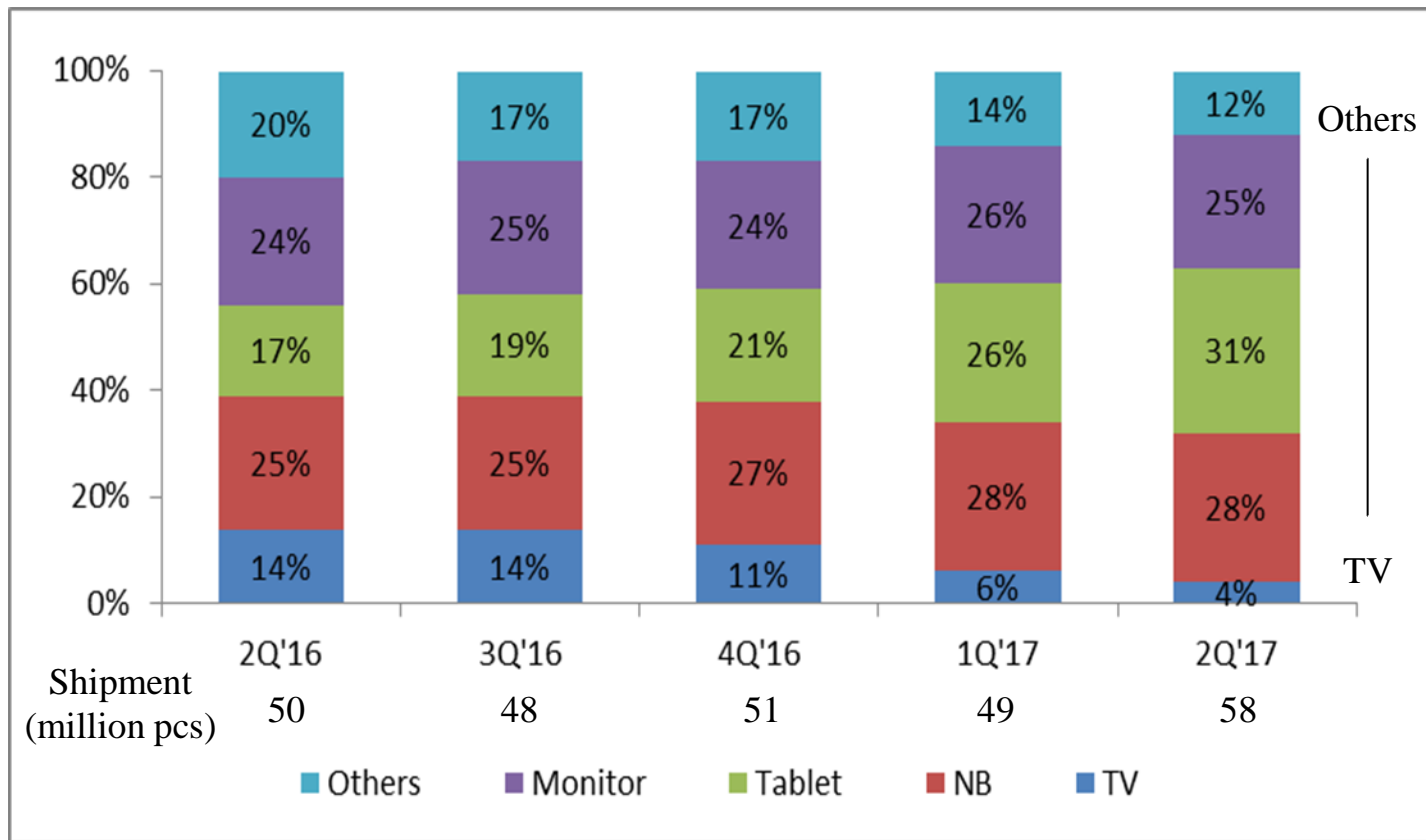
Sales Breakdown by Application (by Revenue)



Note:

- (1) Includes Chia Chang and China subsidiaries: Chia Chang (Suzhou), Chia Chain (Suzhou), Chia Chang (Ningbo), Quan Rui (Dongguan), Jiadian (Suzhou), Chia Chan (Nanjing) and Chia Chang (Foshan)
- (2) All figures are unaudited, prepared by Chia Chang on a consolidated basis

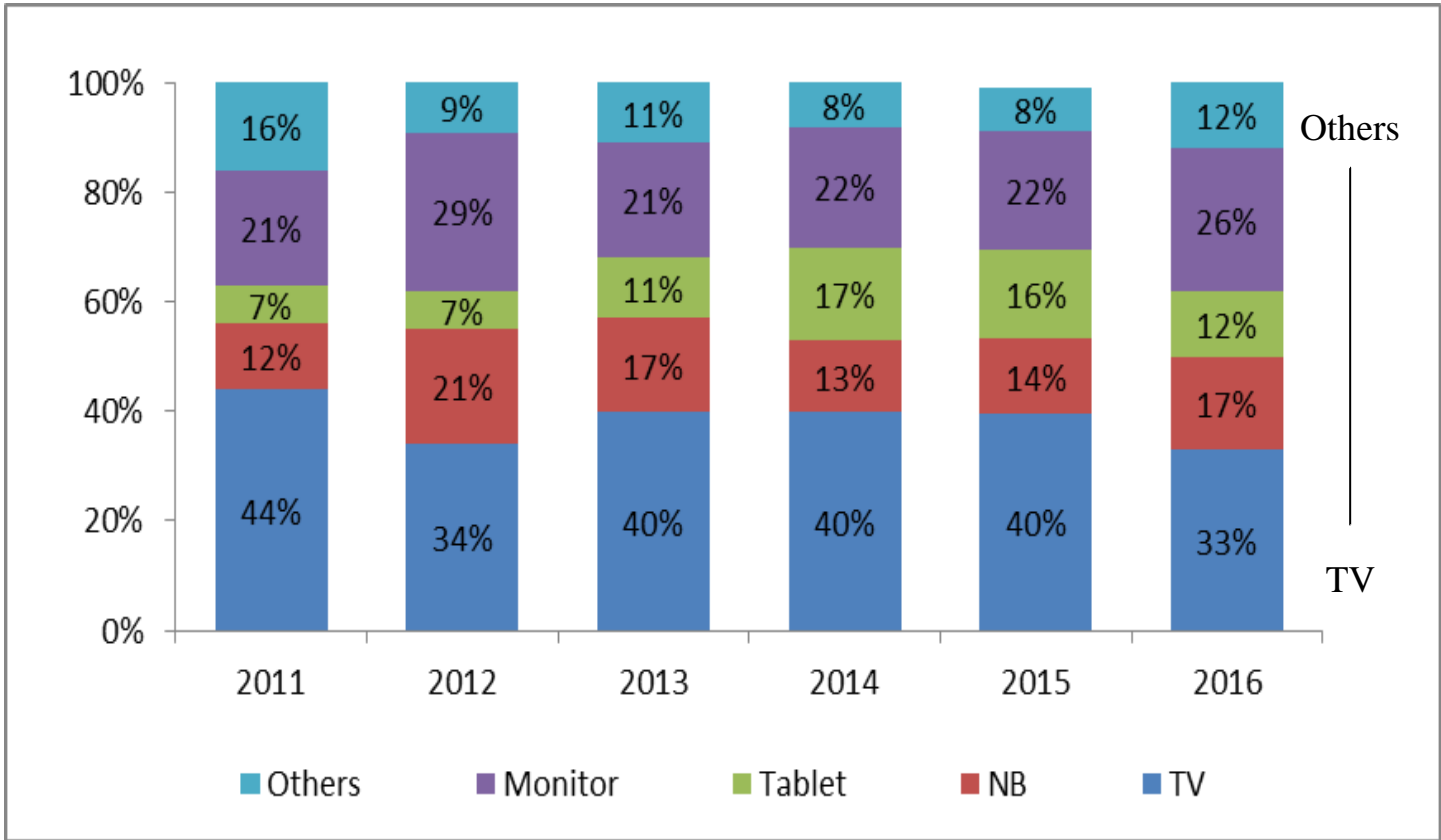
Sales Breakdown by Application (by Quantity)



Note:

- (1) Includes Chia Chang and China subsidiaries: Chia Chang (Suzhou), Chia Chain (Suzhou), Chia Chang (Ningbo), Quan Rui (Dongguan), Jiadian (Suzhou), Chia Chan (Nanjing) and Chia Chang (Foshan)
- (2) All figures are unaudited, prepared by Chia Chang on a consolidated basis

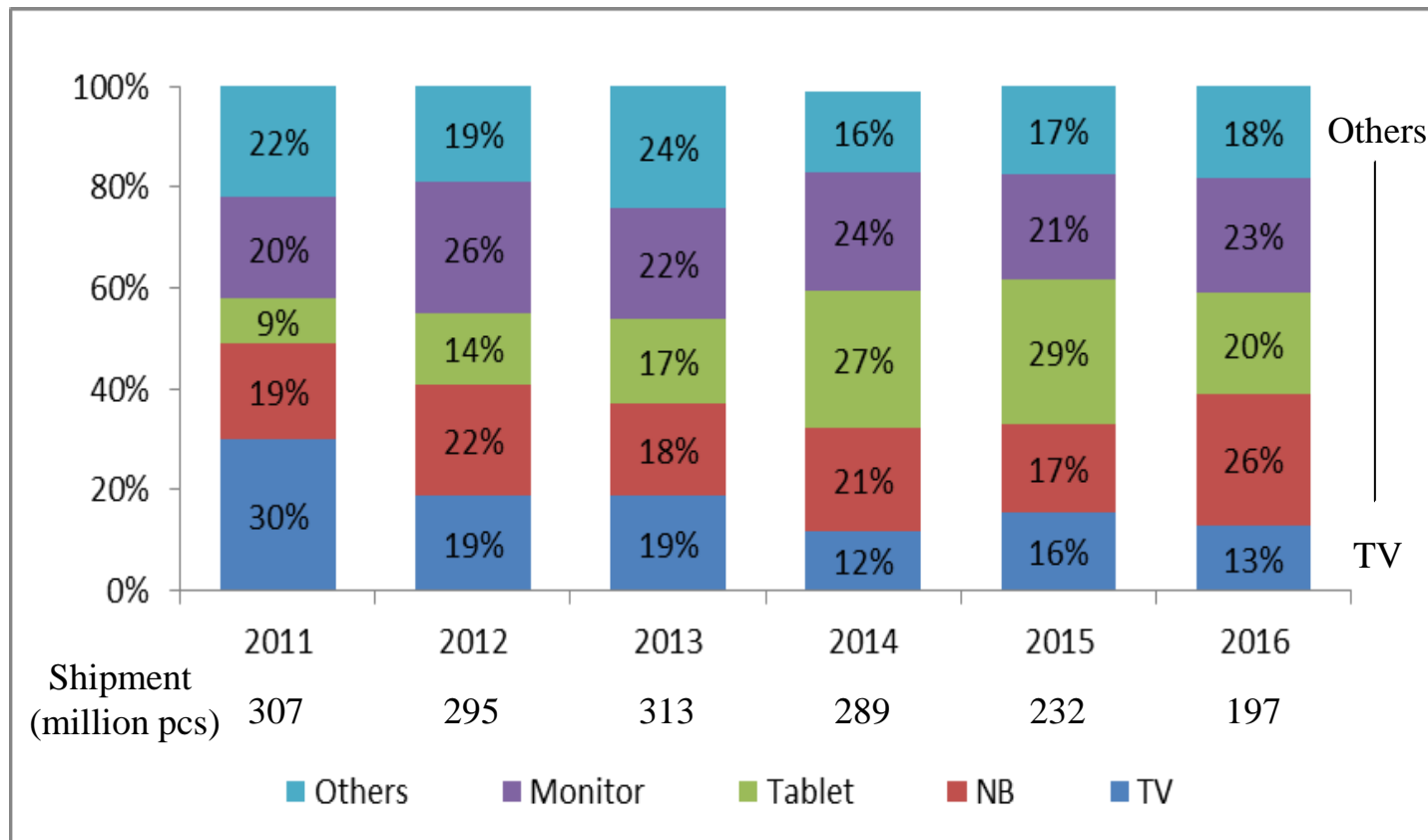
Sales Breakdown by Application (by Revenue)



Note:

- (1) Includes Chia Chang and China subsidiaries: Chia Chang (Suzhou), Chia Chain (Suzhou), Chia Chang (Ningbo), Quan Rui (Dongguan), Jiadian (Suzhou), Chia Chan (Nanjing) and Chia Chang (Foshan)
- (2) All figures are unaudited, prepared by Chia Chang on a consolidated basis

Sales Breakdown by Application (by Quantity)



Note:

- (1) Includes Chia Chang and China subsidiaries: Chia Chang (Suzhou), Chia Chain (Suzhou), Chia Chang (Ningbo), Quan Rui (Dongguan), Jiadian (Suzhou), Chia Chan (Nanjing) and Chia Chang (Foshan)
- (2) All figures are unaudited, prepared by Chia Chang on a consolidated basis



Q&A



<http://www.chiachang.com>

ir@chiachang.com